






Pirates Ahoy!



Topic books:



Topic vocabulary

Map, key, symbol, magnet, magnetic, non-magnetic, materials, strong, flexible, waterproof

By the end of this topic I will...

Know a map shows us where things are and where to go.
Know there are different maps for different uses including road map, weather map, treasure map, map of the world, map of a zoo/theme park.
Know that maps have keys to follow. Keys are special pictures and symbols
Magnets-magnetic and non magnetic
Materials-There are different materials including metal, wood, plastic, glass.
Things are made from different materials.

Curriculum links

Development Matters Understanding the World

Past and Present

3-4 year olds:

Use all their senses in hands-on exploration of natural materials. Explore collections of materials with similar and/or different properties. Talk about what they see, using a wide vocabulary. Explore and talk about different forces they can feel. Talk about the differences between materials and changes they notice

Reception:

Draw information from a simple map.

ELG

Explore the natural world around them, making observations and drawing pictures of animals and plants. Know some similarities and differences between the natural world around them and contrasting environments, drawing on their experiences and what has been read in class. Understand some important processes and changes in the natural world around them, including the seasons and changing states of matter.

